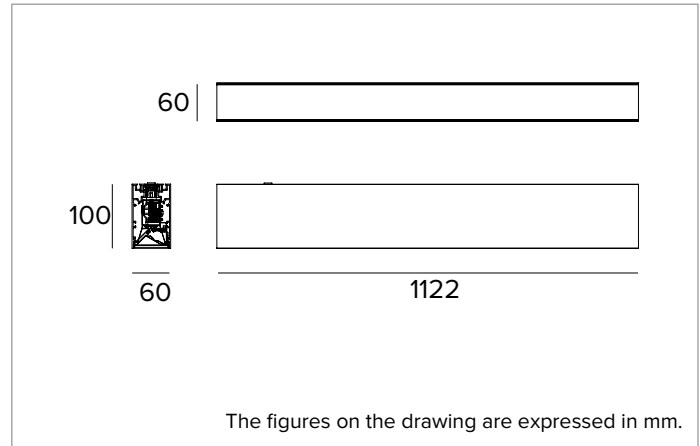


1T5647EL90 | LOGICO System - Ceiling/Suspension - Continuous light module

Linear LED fixture for ceiling mounted or suspension system installation



| | | 3000K | H(m) | D(m) | E _{max} (lx) |
|---------------|-----------------------------|------------------|-------|------|-----------------------|
| | | Ra90 | | 106° | |
| Fixture Power | 47W | 1 | 2.66 | 870 | |
| Source Flux | 5033lm | 2 | 5.33 | 218 | |
| Fixture Flux | 3418lm | 3 | 7.99 | 97 | |
| Efficacy | 73lm/W | 4 | 10.65 | 54 | |
| TS1468 | I _{max} =173cd/klm | I _{max} | 870cd | 5 | 13.32 |



SOURCE

LED Engine made of linear LED boards Ra90. Tunable White version available on request.

Energy efficiency class: E

Nominal power: 42W

Nominal flux: 5033lm

Colour rendering index: 90

Rf: 91.4

Rg: 100.8

CCT nominal: 3000K

Lifetime (L80/B10): >50000h tq +25°C

ILLUMINOTECHNICAL CHARACTERISTICS

Direct/indirect emission. Diffused light with opal screen - Highly reflective brushed aluminium reflector and opaline polycarbonate screen.

Emission: UP-DOWN OPAL

Optical efficiency: 68%

Fixture flux: 3418lm

Luminous efficacy: 73lm/W

Photobiological safety: Compliant with RG0 exempt risk group

MECHANICAL CHARACTERISTICS

White painted extruded aluminium body, available in four different lengths. Magnetic installation system to mount the light unit into the housing complete with an anti-fall safety cable.

Colour and finish: Plaster white

Dimensions: L=1122mm

Weight: 4Kg

Version: LINEAR

Degree of protection: IP20

ELECTRICAL CHARACTERISTICS

Integrated electronic ON-OFF power supply. Complete with electrical cables to guarantee feeding continuity (max 2kW for ceiling and recessed versions; max 0,6kW for the suspended version). Emergency Pack available on request. Luminaire compliant with EN 60598-2-22 for power supply from a centralised emergency system CPSS (Central Power Supply System), not incorporated in the luminaire - high risk areas excluded. The default power and flux are 100% in AC and 100% in DC.

Fixture Power: 47W

Power supply: 220-240Vac 50/60Hz

Insulation Class: CLASS 1

Type of driver / Control: ON-OFF

Driver included: YES

Class F: YES

SAFE FLICKER: PstLM=<1 and SVM=<0.4 (IEC TR 61547-1 and IEC TR 63158), to ensure a more comfortable and safe light

Ambient temperature: 0°C / +25°C

INSTALLATION

For linear configurations complete with a special connector to attach to the power supply. For other configurations accessorise with special X, T and L connectors. To be completed with mounting systems and end caps.

NOTES

110-277Vac version available on request.

REGULATIONS AND CERTIFICATIONS

ENEC.

WARRANTY

5 years.

WARNING

Luminaire designed for disposal/recycling at end-of-life. Replaceable (LED only) light source by a professional. Replaceable control gear by a professional.

Due to the technological evolution of the electronic components, the data provided may be updated, and as such, confirmation must be requested during the order process.

Luminous flux and power supply have +/-10% tolerances with respect to the indicated value. tq +25°C (CIE 121).

We reserve the right to make technical changes.

Targetti Sankey S.r.l.
Via Pratese, 164
50145 Firenze - Italy
Tel: +39 055 37911
targetti.com
targetti@targetti.com

CCIAA Firenze
Share Capital:
€ 500.000,00
VAT N. (IT):
01537660480
R.E.A: FI-275656

TARGETTI

1T5647EL90 | LOGICO System - Ceiling/Suspension - Continuous light module

Linear LED fixture for ceiling mounted or suspension system installation

Related codes

End Caps



| Colour | Code |
|--------|---------------|
| ○ | 1T5937 |

End caps for Ceiling Mounted and Suspension.
2x

Suspension



| L mm | Colour | Code |
|------|--------|---------------|
| 2000 | ○ | 1T5899 |
| 4000 | ○ | 1T5902 |

Suspension cable.

To be ordered in the following quantities for every fixture length: 1 for 281mm version, 2 for the 562 / 1122 / 1682mm version, 3 for the 3364mm version, 3 for the L/T version and 4 for the X version.

Suspension cable compatible with ceiling or wall installations, even inclined.

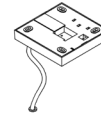
Mounting System

| Colour | Code |
|--------|---------------|
| ○ | 1T6919 |

Wall installation: painted metal bracket.

To be ordered in the following quantities for every fixture length: 1 for 281mm version, 2 for the 562 / 1122 / 1682mm version, 3 for the 3364mm version.

Power Supply Kit



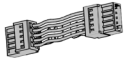
| L mm | Driver | Colour | Code |
|------|--------|--------|-----------------|
| 4000 | ON-OFF | ○ | 1T5905EL |

Suspension installation kit: power cable complete with a painted polycarbonate rosette.

Max 0.6kW.

Accessories

Electrical Connector



| Code |
|---------------|
| 1T5911 |

Linear electrical connector.
EL/DALI.

Due to the technological evolution of the electronic components, the data provided may be updated, and as such, confirmation must be requested during the order process.

Luminous flux and power supply have +/-10% tolerances with respect to the indicated value. tq +25°C (CIE 121).

We reserve the right to make technical changes.

Targetti Sankey S.r.l.
Via Pratese, 164
50145 Firenze - Italy
Tel: +39 055 37911
targetti.com
targetti@targetti.com

CCIAA Firenze
Share Capital:
€ 500.000,00
VAT N. (IT):
01537660480
R.E.A: FI-275656

TARGETTI